UN HABITAT
FOR A BETTER URBAN FUTURE

Claudio Acioly jr.

claudio.acioly@un.org

2.

UN-HABITAT Normative Mandate

Making Knowledge, Evidences, Guidelines and Recommendations

UN-Habitat's seven focus areas

UN-Habitat addresses its mandate through the 2014-2019 Strategic Plan. The plan outlines seven focus areas

Sectoral Expertise: Housing

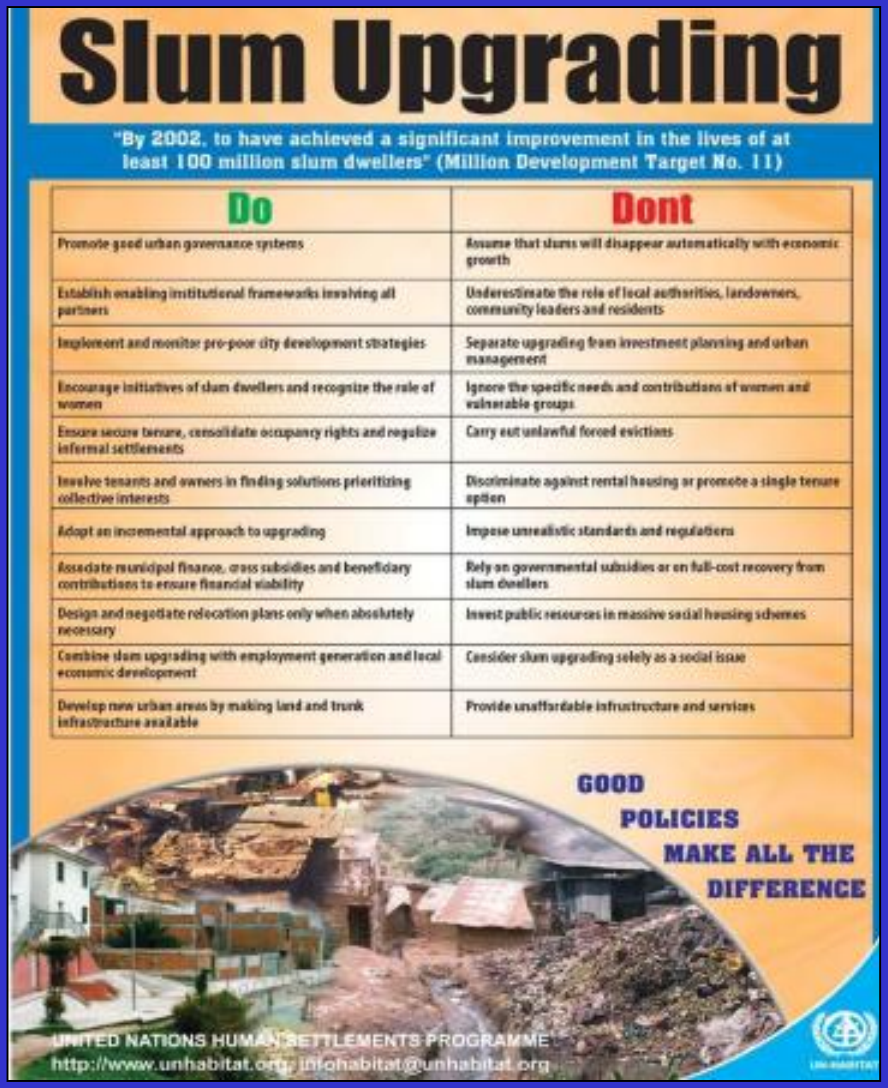

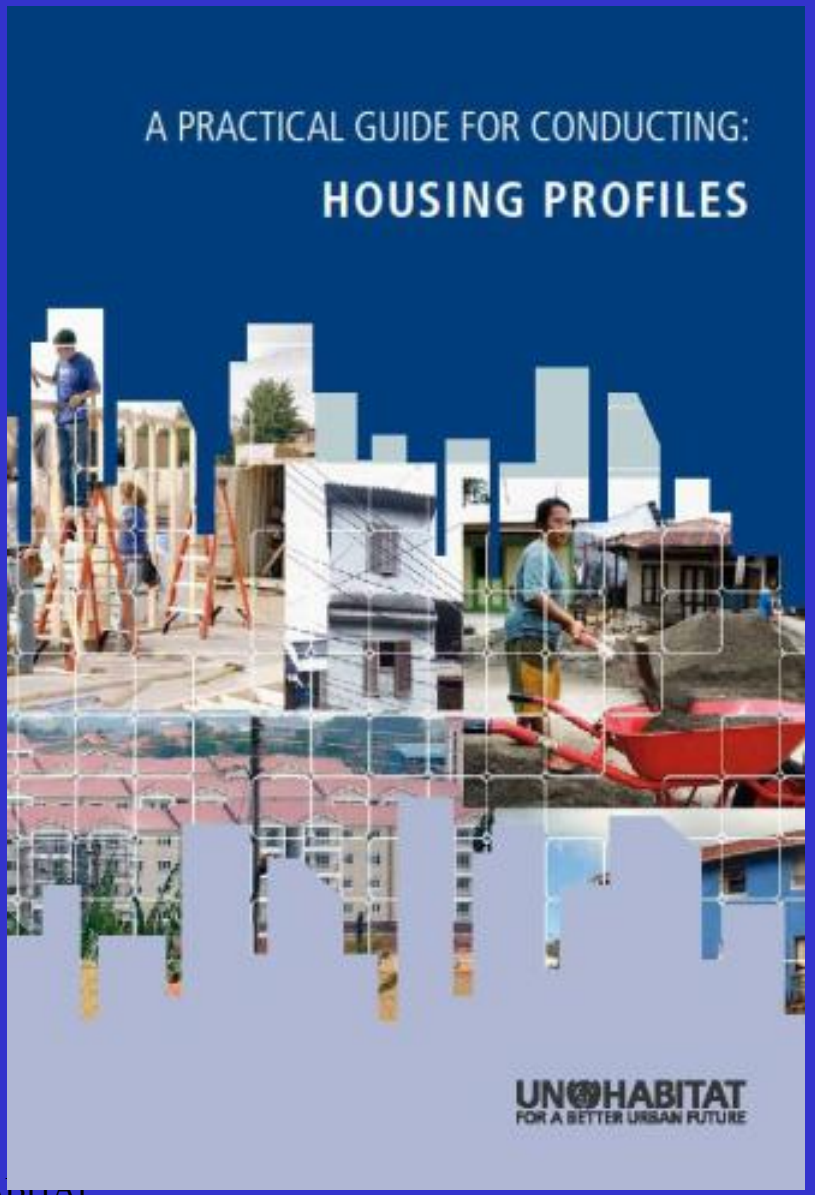

Regional Knowledge: Quick Guides for Policy Makers

1. **Urbanization**
2. **Low-Income Housing**
3. **Land**
4. **Eviction**
5. **Housing Finance**
6. **Community-Based Organizations**
7. **Rental Housing**

Housing Problem manifests itself in different ways. Policy responses give clues what works and what doesn't.



Housing Profiles

Support to Housing Policy



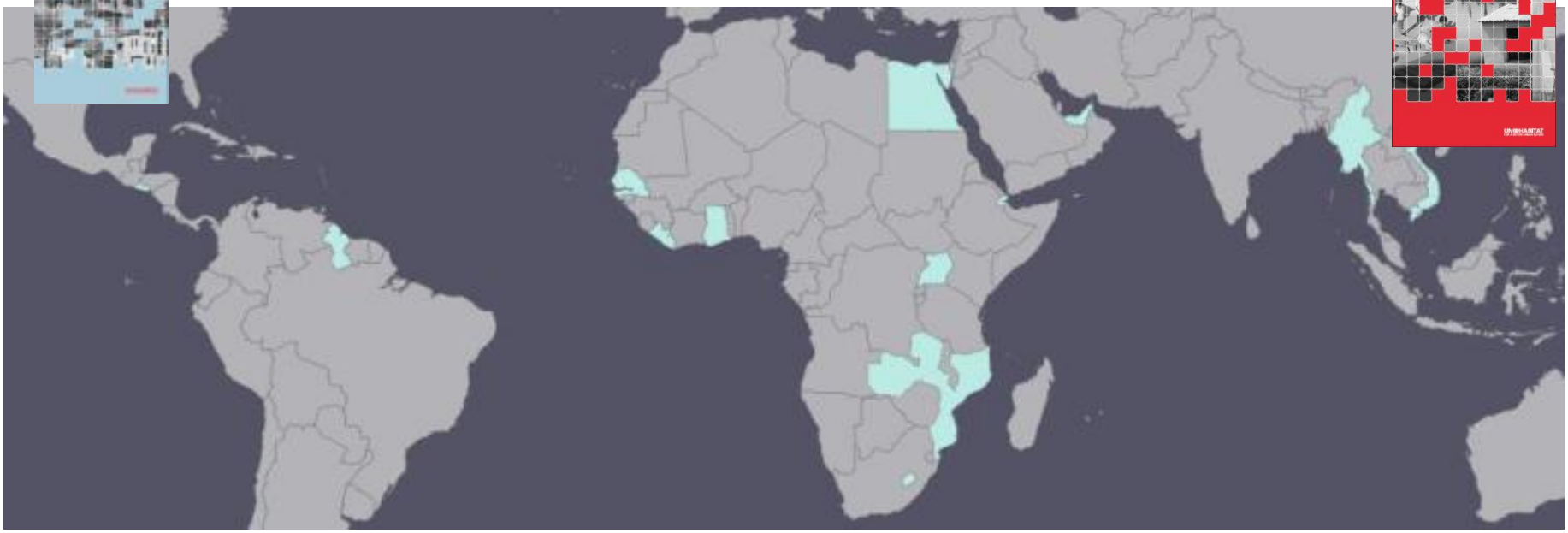

Guyana

Ghana

Zambia

Mozambique

Lesotho

Djibouti

Myanmar

Global Housing Strategy



❑**Housing sector assessment**

Output: Housing Sector Profile

❑ **Policy reform and implementation**

Output: Action Plan and roadmap for implementation and policy development

❑ **Programme design** – supporting the design of specific and feasible housing responses according to country needs and priorities

Housing Rights
international evidences and jurisprudence

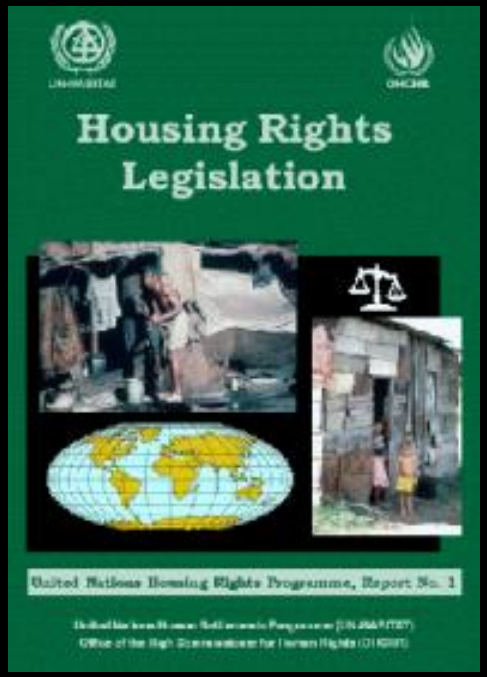



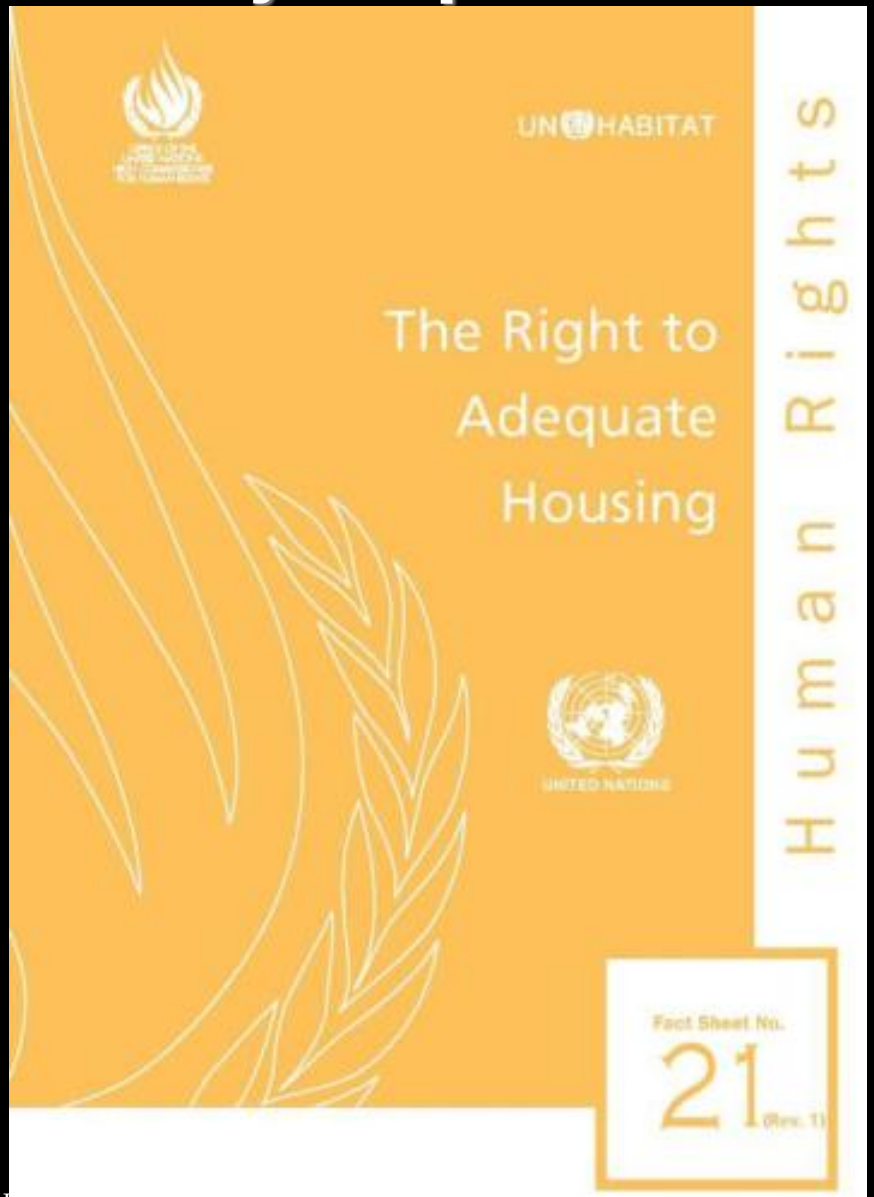





Global Trends on Urbanisation & conditions[28]

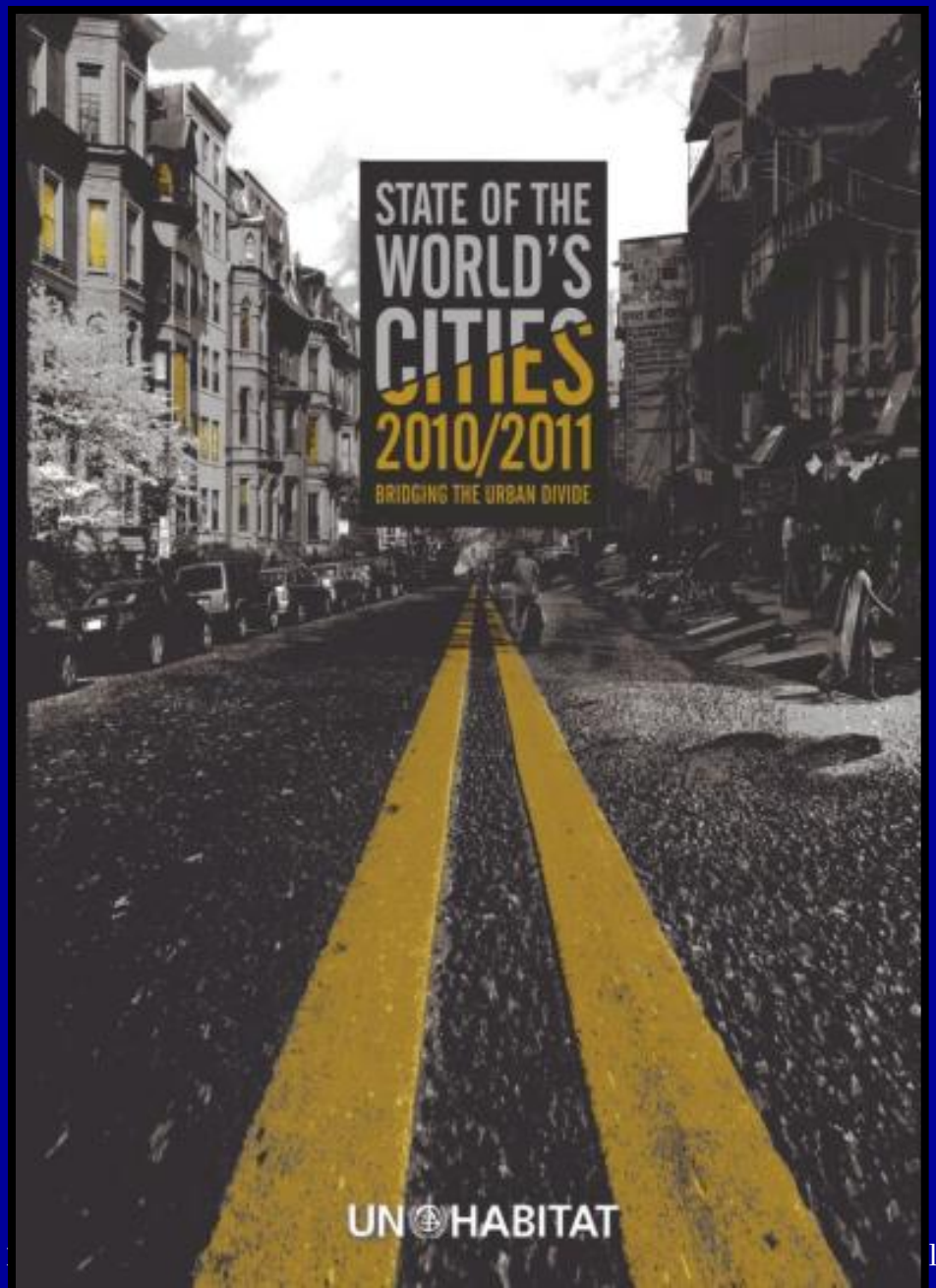

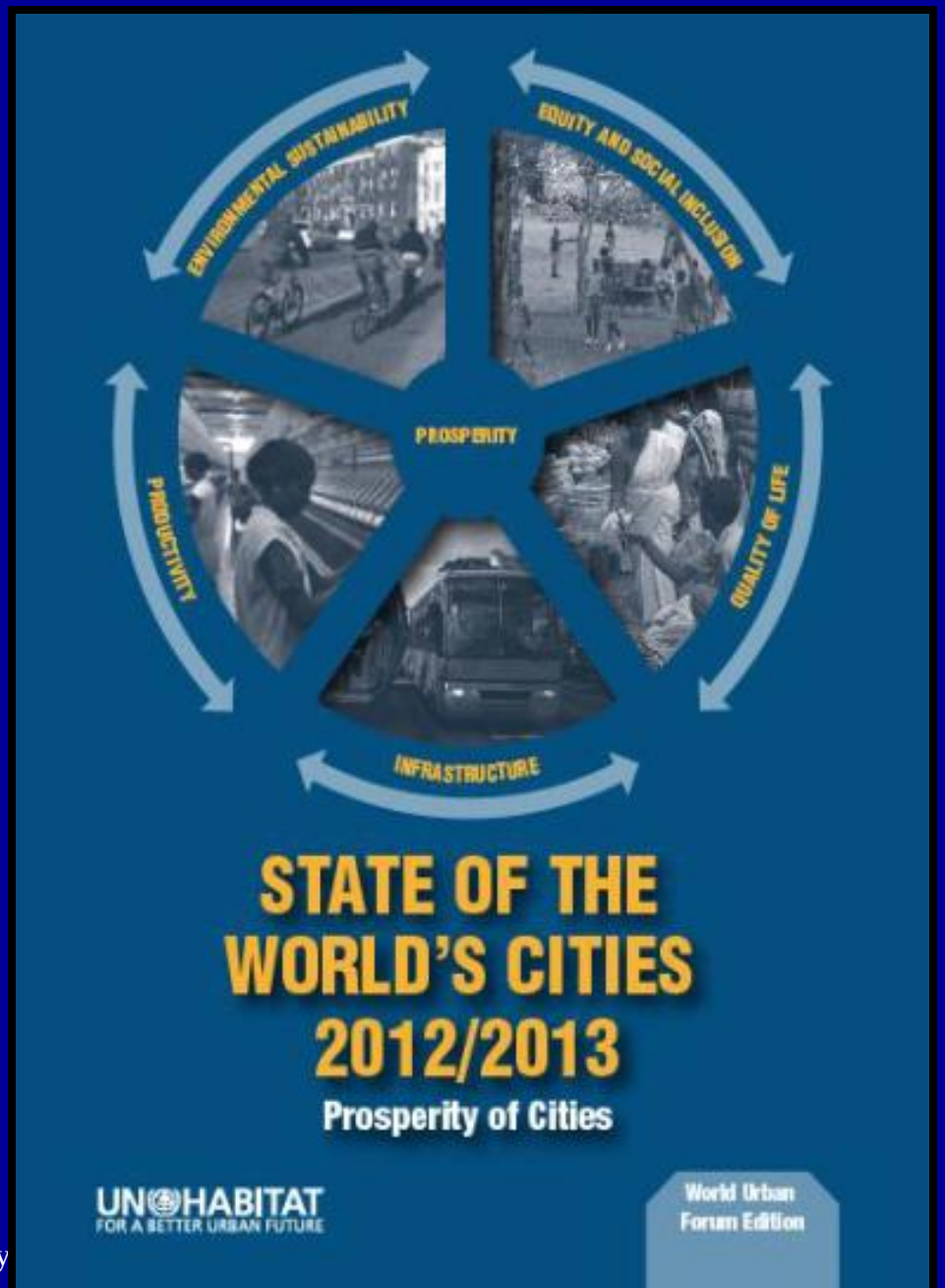

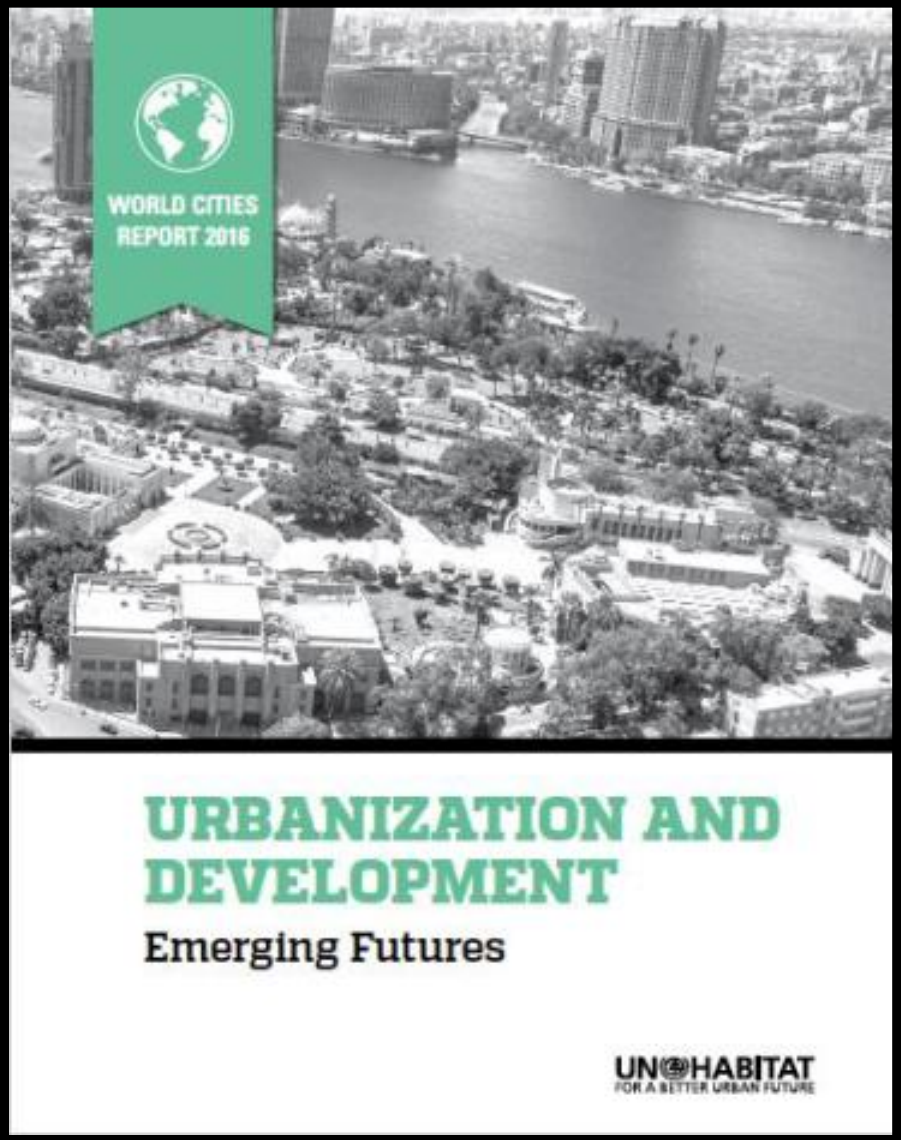
WORLD CITIES
REPORT 2016
URBANIZATION AND
DEVELOPMENT
Emerging Futures
UN HABITAT
FOR A BETTER URBAN FUTURE

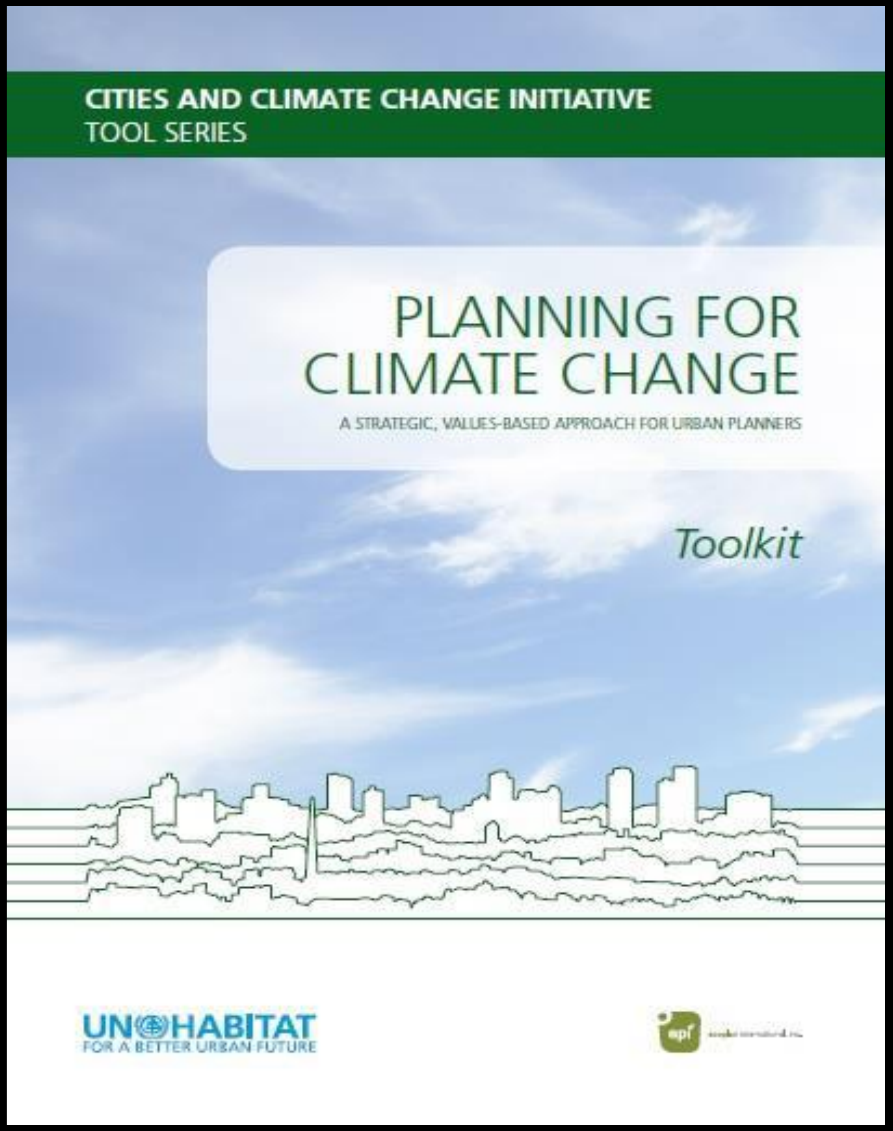
CITIES AND CLIMATE CHANGE INITIATIVE
TOOL SERIES
PLANNING FOR
CLIMATE CHANGE
A STRATEGIC, VALUES-BASED APPROACH FOR URBAN PLANNERS
Toolkit
UN HABITAT
FOR A BETTER URBAN FUTURE

1. The Challenges of Global Urbanization in a Snapshot

World Cities Report 2016

From WCR 2016

- Population aging
- Household size decreasing
- Nearly 30% increase in population living in slums during past 24 years
- 980 million households needs adequate housing in 2010
- 1 billion new homes needed by 2025
- Increasing inequality in 75% of world cities during last 2 decades
- Increasing frequency of climate change impacts….

View of Caracas

3.

Four Features of the Global Urbanization Trends:

(1) Demographic growth,
(2) Inequality,
(3) Low density growth and
(4) Urban informality (slum formation).

RAPID URBANIZATION

GLOBAL POPULATION RURAL/URBAN



1970



2000

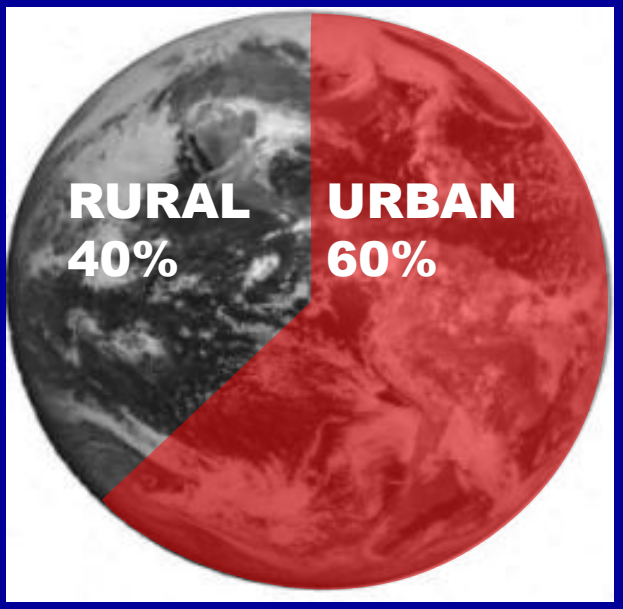

2030

Source: UN-HABITAT, 2008

URBAN Demographic Trends

1800 → **2015**

30 million people >3.6 billion people

3% → **50%**

200 years

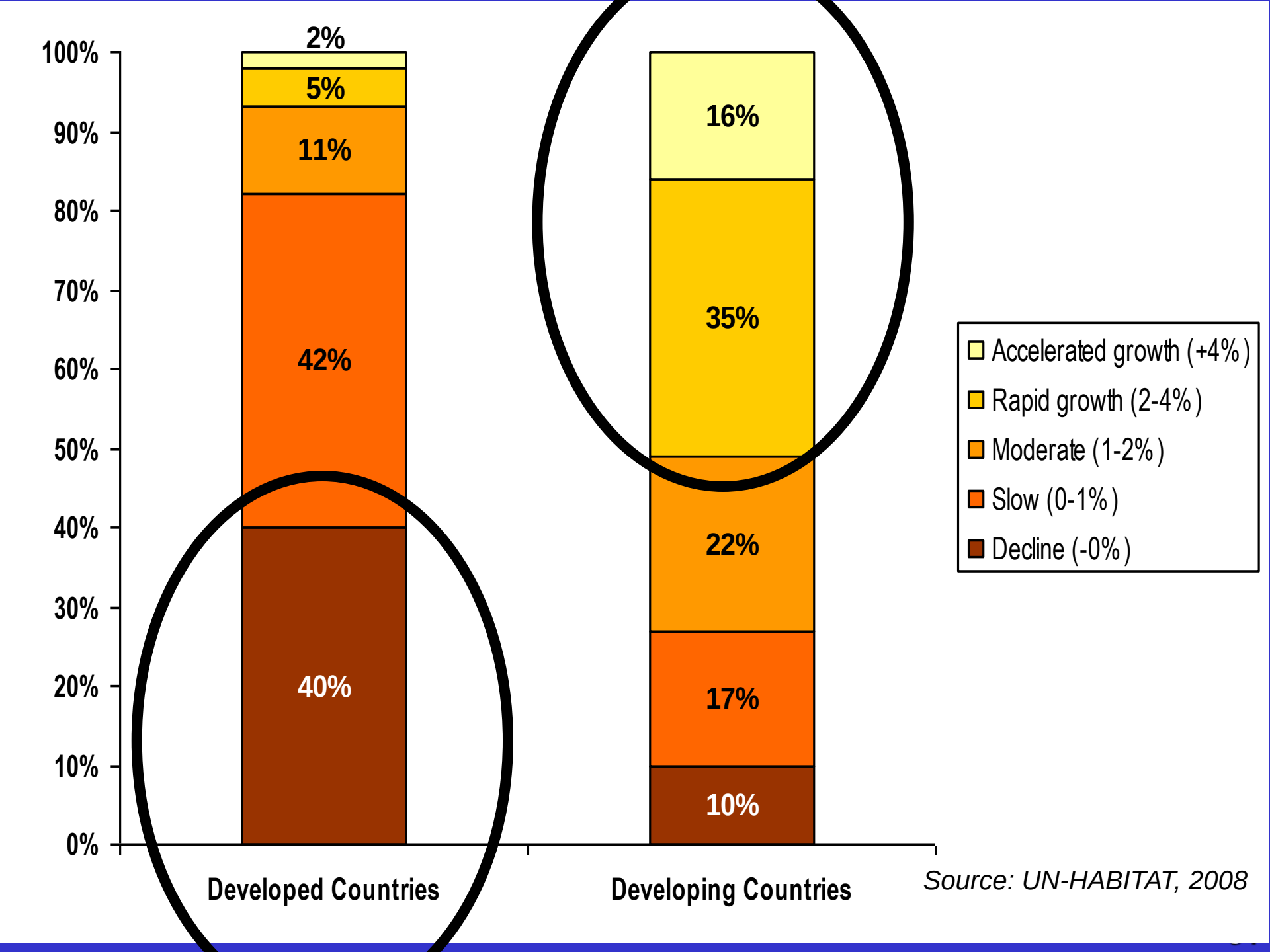

Source: UN-HABITAT, 2008

Population Growth and Decline of The World's Cities

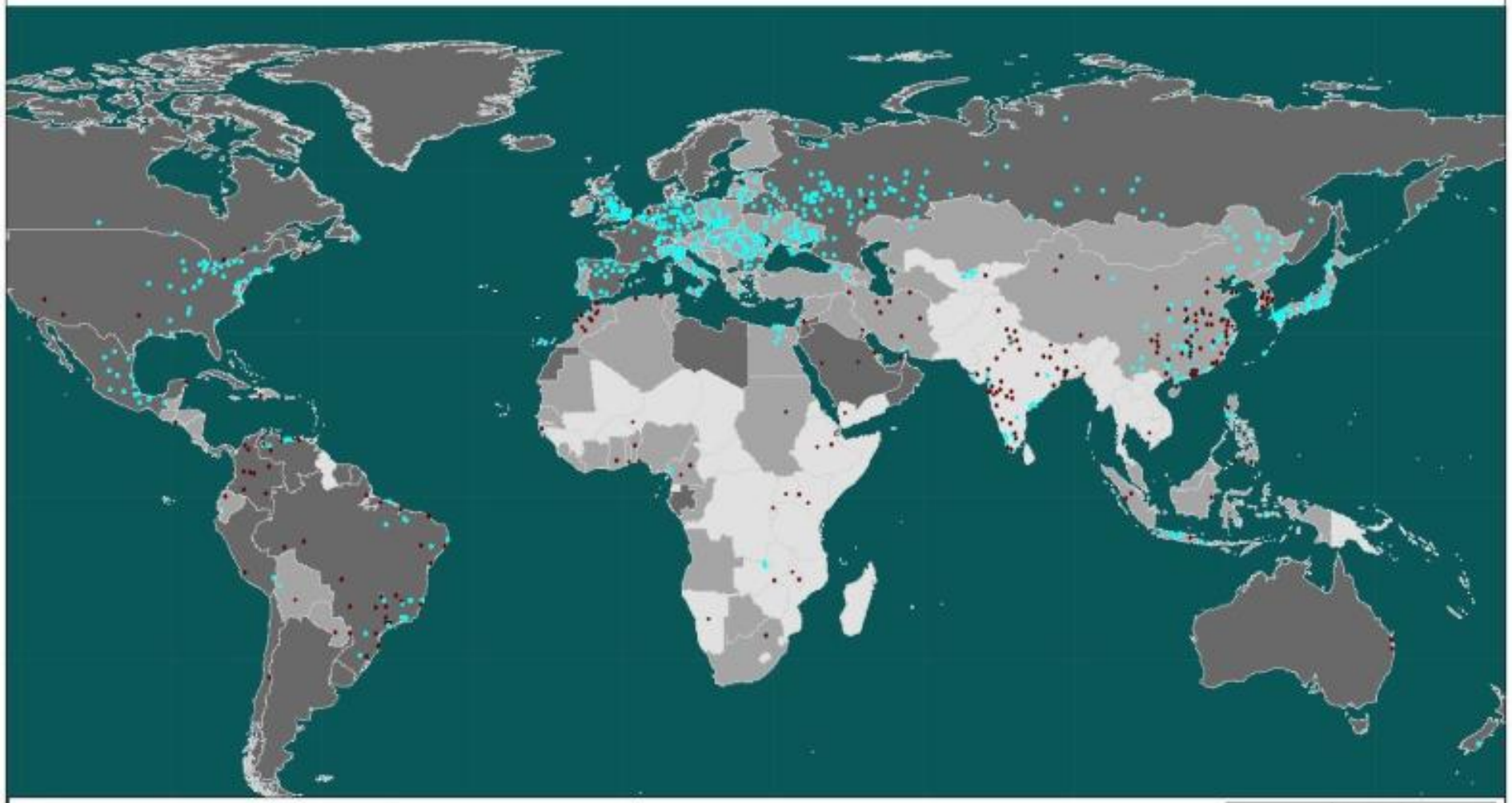

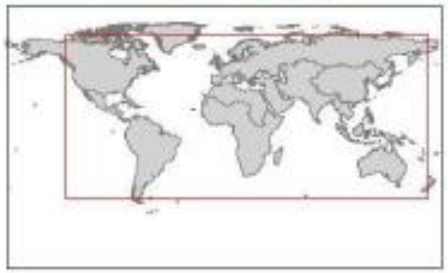

Source: UN-HABITAT, 2008



3 Cities as Platforms for Equal Opportunity

World Urbanization Prospects

- World's urban population is projected to increase from 3.9 billion in 2014 to 6.3 billion by 2050, adding 2.4 billion people to the cities.
- World's urbanization rate will increase from 54% to 66% between 2014 and 2050.

Urban and rural population of the world, 1950 and 2050

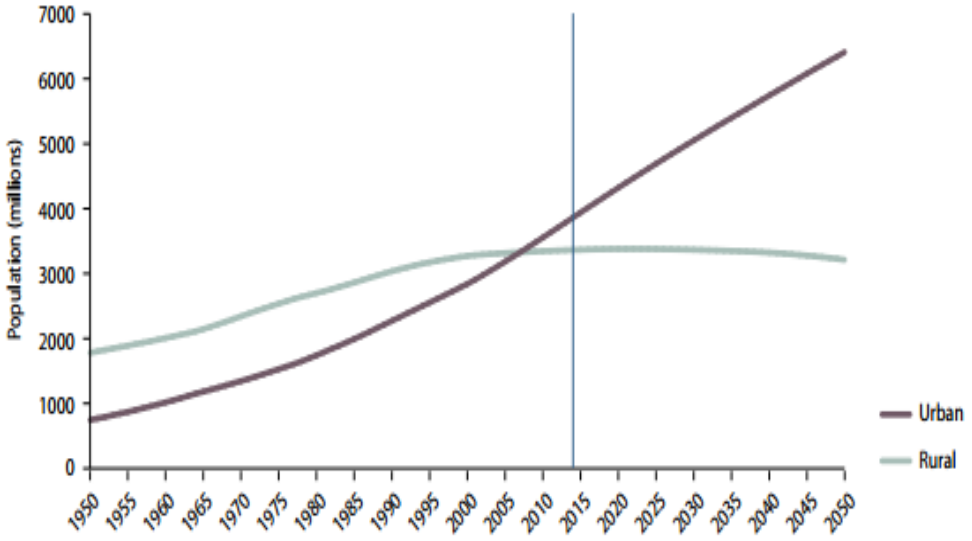

Source: World Urbanization Prospects (United Nations, 2014)

Projected Changes in urban and rural population by major regions between 2011 and 2050 (millions)

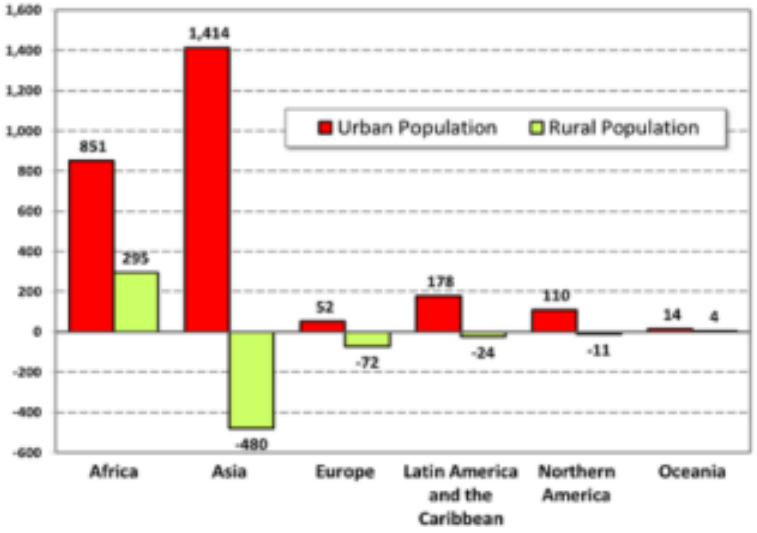

Source: World Urbanization Prospects (United Nations, 2012)

3 Urban and rural population of the world 1950 and 2050

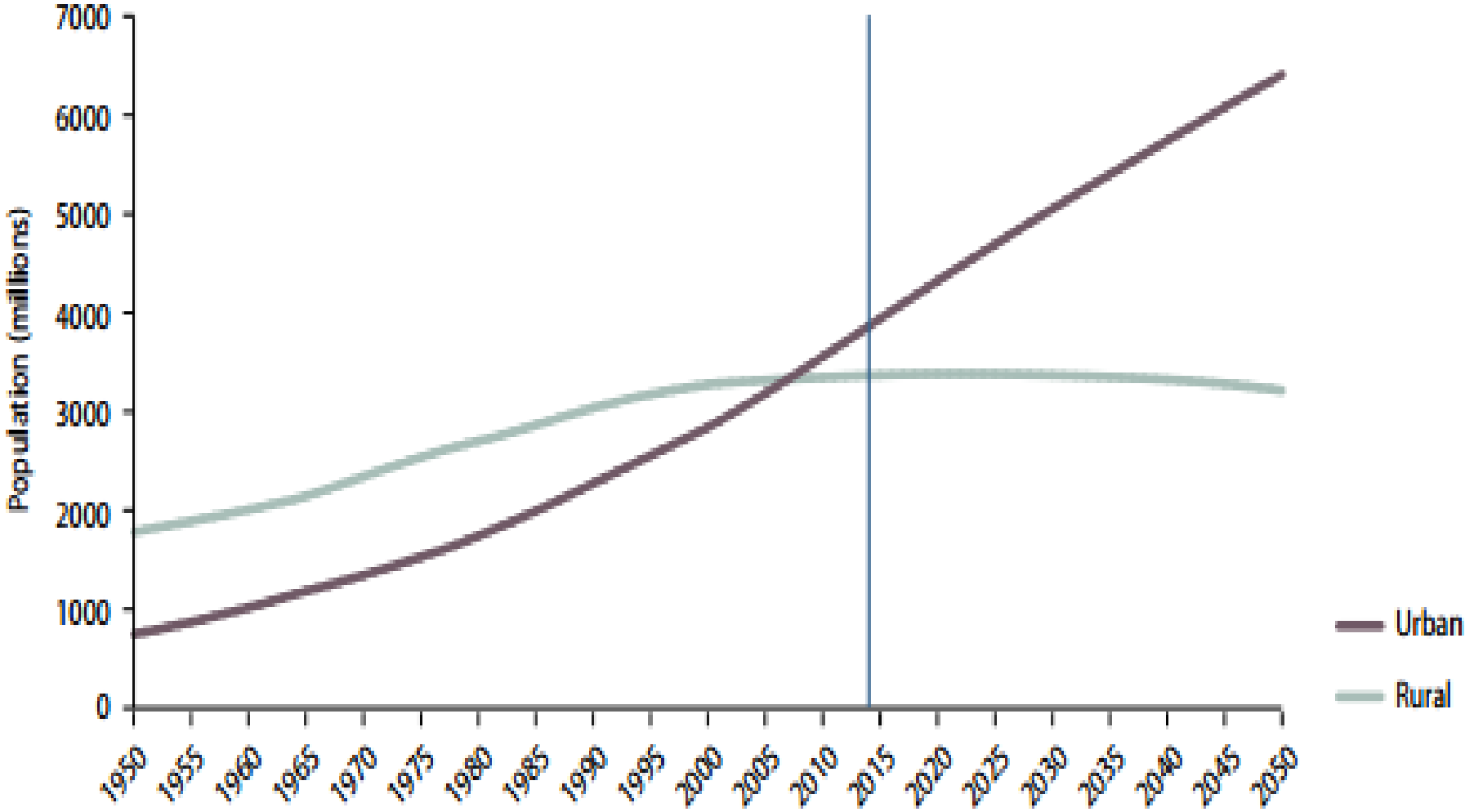

Source: World Urbanization Prospects (United Nations, 2014)

3 Cities as Platforms for Equal Opportunity

Cities' Potential to Address Inequalities

- Concentration of economic activity
- Concentration of infrastructure and buildings
- Concentration of people and social processes
- Concentration of innovation and knowledge-based institutions
- Opportunities for scaled-up and financially viable solutions

Source: Revi & Rosenweig (2013)

38%
of global GDP was generated by top 100 cities in 2007

25%
of global population will live in top 600 cities in 2025

60%
of global GDP will be generated from top 600 cities in 2025

Source: Urban World – Mapping Economic Power of Cities (MGI, 2011)

4.

Urban Inequality:

A real threat to sustainable urban development and economic growth.

Claudio Acioly Jr. / UN-HABITAT

Claudio Acioly Jr. / UN-HABITAT

Claudio Acioly Jr. / UN-HABITAT

Sao Paulo, Brazil
Claudio Acioly Jr. / UN-HABITAT

Claudio Acioly Jr. / UN-HABITAT

Claudio Acioly Jr. / UN-HABITAT

FIGURE 2.2.7: **MOST UNEQUAL CITIES (INCOME-BASED GINI). SELECTED CITIES IN THE DEVELOPING WORLD (1993-2008)**

Amongst the 51 most unequal cities in the world, 21 are located in Latin America

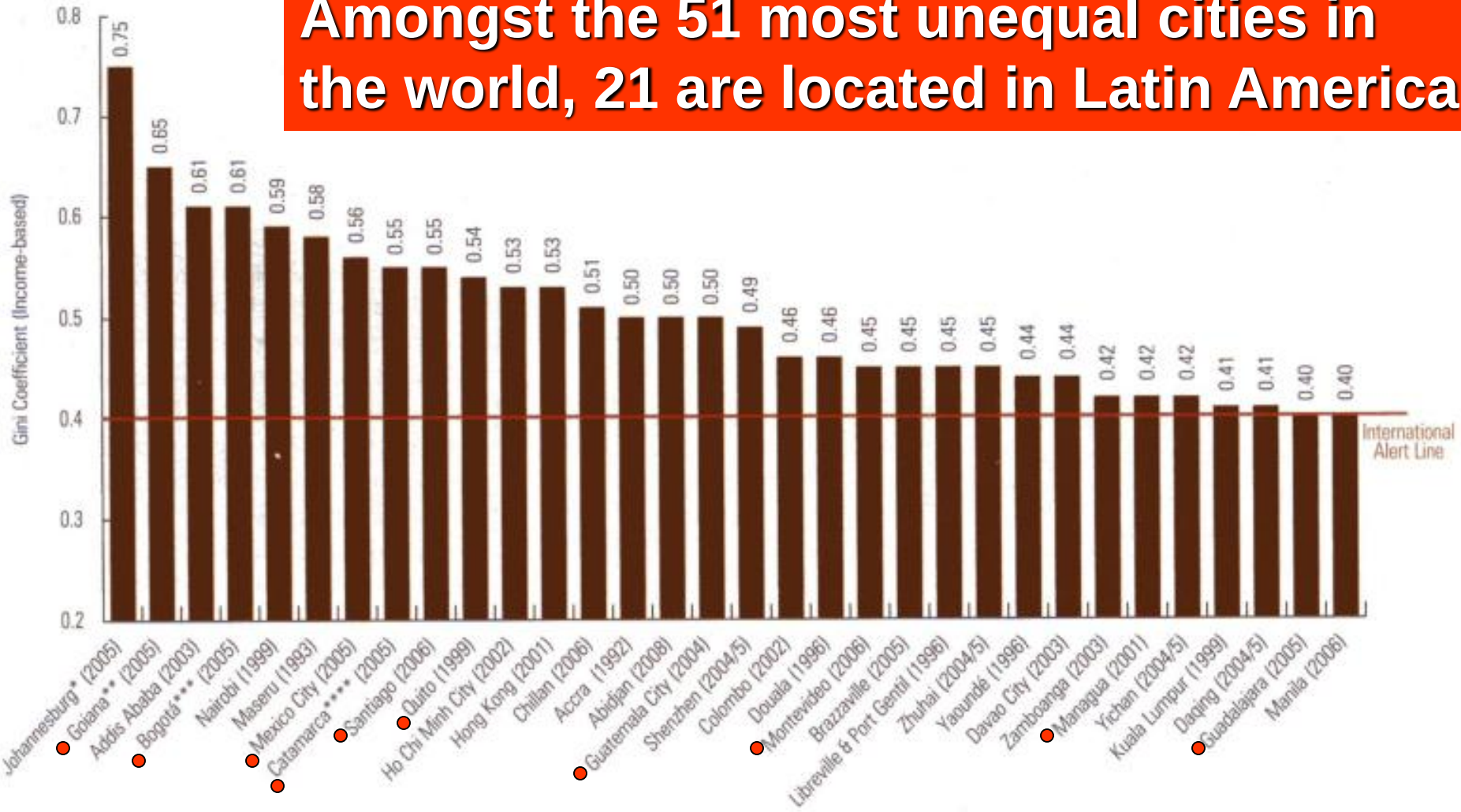

* *In addition to other seven South African cities: East London (0.75), Bloemfontein (0.74), East Rand (0.74), Pietermaritzburg (0.73), Pretoria (0.72), Port Elizabeth (0.72), Durban (0.72) and Cape Town (0.67)*

** *In addition to other six Brazilian cities: Fortaleza (0.61), Belo Horizonte (0.61), Brasilia (0.60), Curitiba (0.59), Rio de Janeiro (0.53) and São Paulo (0.50)*

*** *In addition to other three cities in Colombia: Barranquilla (0.57), Cali (0.54) and Medellín ((0.51)*

**** *In addition to other two cities in Argentina: Buenos Aires (0.52) and Formosa (0.44)*

Source: UN-HABITAT, Global Urban Observatory, 2009. Data from UN-ECLAC, UN-ESCAP, UNU and other sources (see Statistical Annex).

Claudio Acioly Jr. / UN-HABITAT

5a.

Urban Inequality in Asia and the Pacific:

The third most unequal region in the world after Latin America and the Russian Federation.

2 Inequalities in Asia-Pacific Context

The Asia - Pacific Region

60% of the world's population

4.3b (billion) population

30% of the global land mass

733m (million) of the world's poorest

27% of the world GDP (nominal)

Diversity comprising advanced, Emerging and developing economies

Source: Statistical Yearbook for Asia and the Pacific 2013 (UN ESCAP, 2013), Asia-Pacific Human Development Report (UNDP, 2012)

2 Inequalities in Asia-Pacific Context

Gini Index of Income Inequality

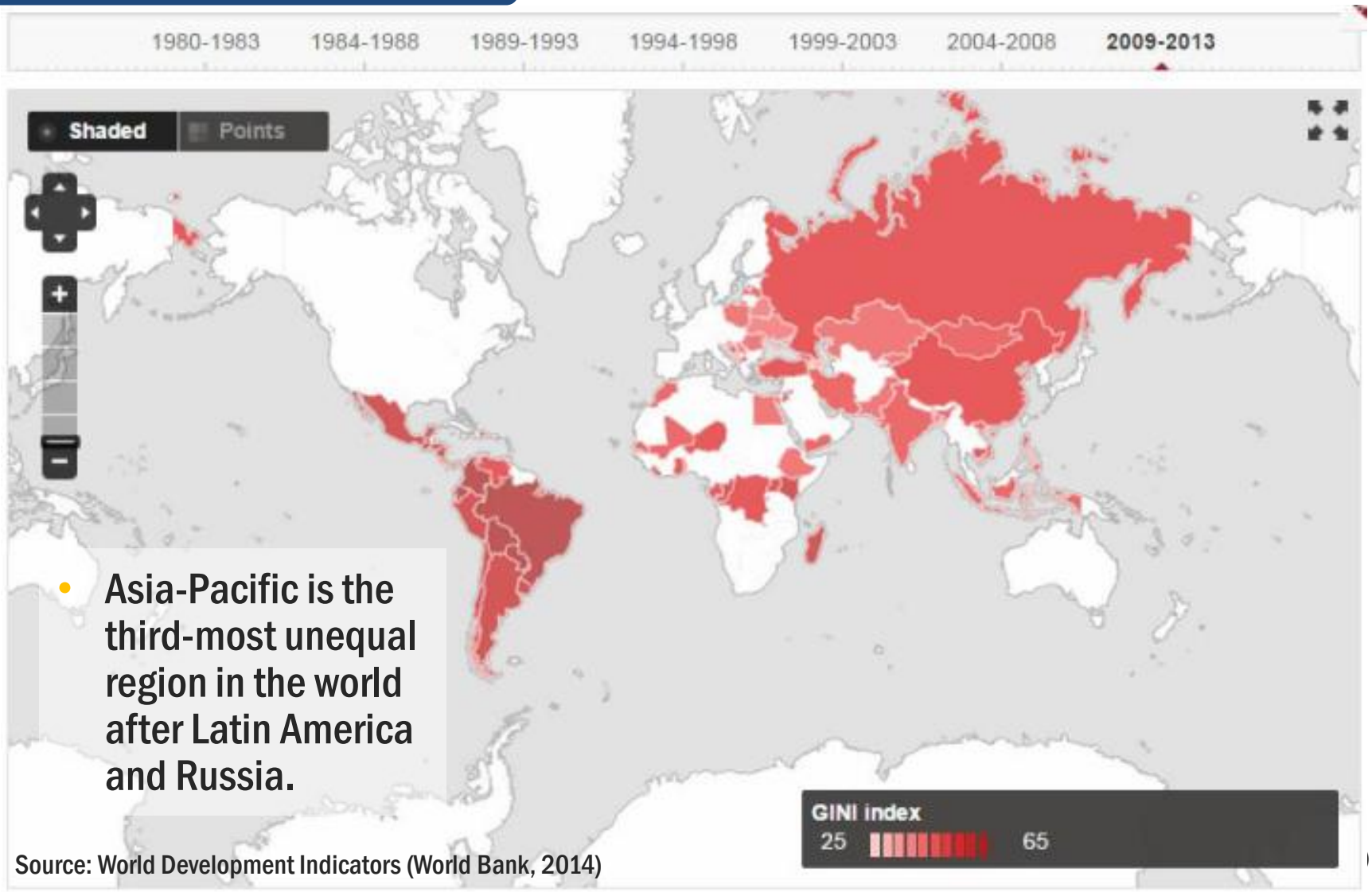

- Asia-Pacific is the third-most unequal region in the world after Latin America and Russia.

Source: World Development Indicators (World Bank, 2014)

Lack of Affordable Housing

1. **informal urbanization**
2. **growth of slums:**

1. physically and spatial manifestation in the urban landscape of cities
2. dynamic informal land and housing markets
3. geography of inequality and segregation

World, 2003 - 2030

Rapid Urbanization and Rising Demand for Housing & Services:

- 2 billion new urban residents
- Annual increment of 35.1 million households
- **Daily increment of 96,150 households**
- Hourly increment of 4,000 households

Implications for Housing Supply & Housing Policies

Source: UN-HABITAT, Financing Urban Shelter: Global Report on Human Settlements 2005, pp.4-5.

The Lack of Housing leads to multiple problems in cities, the most visible one is ‘slums’:



In the absence of formal housing options, people resort to informal housing, slums, informal settlements, illegal land subdivisions,

Slums:

If no consistent actions are taken nationally & internationally data suggests a remarkable multiplication of slums and informal housing for the years to come.

- Unprecedented slum growth: 18 million new slum dwellers per year during 1990-2001
- Projected growth: 27 million people a year (2005/20)
- Slum growth = 38% of the world's urban growth
- Slum population will reach 1.4 billion in 2020

Source: UN-HABITAT, 2008

Two Sides of the Problem

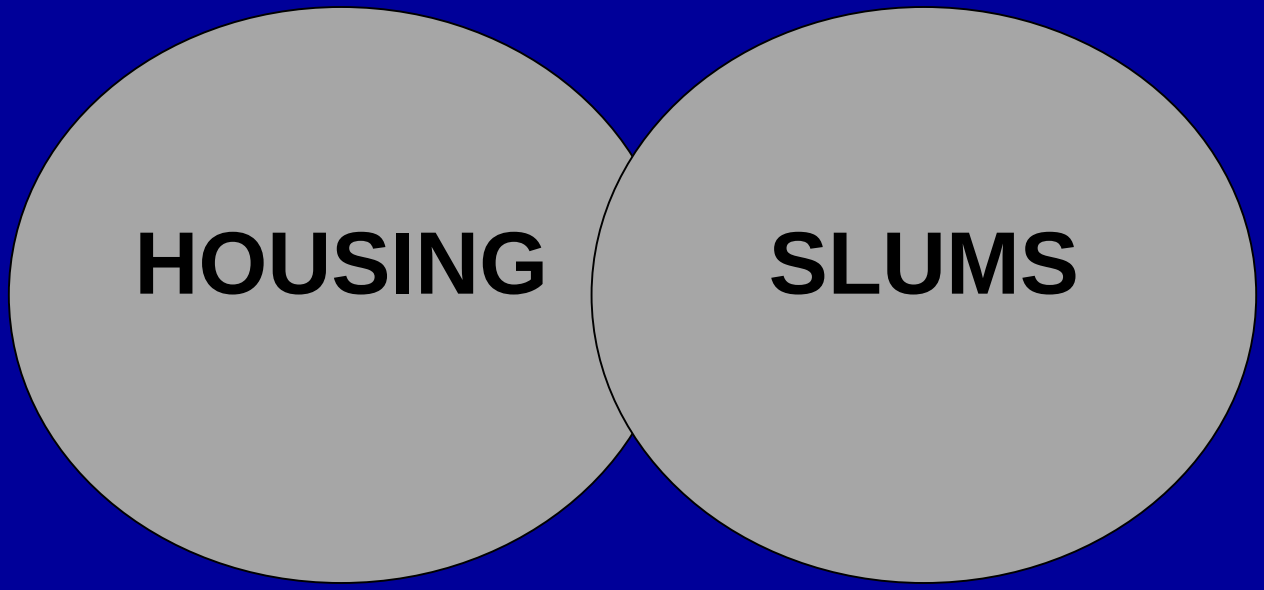

Understanding slums and informal settlements is the first step to design effective housing policies

6.

Slums and Informal Urbanization:

A real threat to sustainability and a concrete barrier to sustainable cities.

URBAN STATISTICS 2013

WORLD
Total Population: 7 billion
Urban: 3.6 billion (52%)
Slums: 862.5 million (24%)

AFRICA
Total Population: 1 billion
Urban: 413 million (40%)
Slums: 225.9 million (51%)

LATIN AMERICA
Total Population: 596 million
Urban: 472 million (79%)
Slums: 113.4 million (23.5%)

ASIA
Total Population: 4.2 billion
Urban: 1.9 billion (45%)
Slums: 522.7 million (30%)

1 out of 4 people living in urban areas lives in slums.

Population living in slums and proportion of urban population living in slums, developing regions, 1990-2014

Source: GUO, UN-Habitat, 2015.

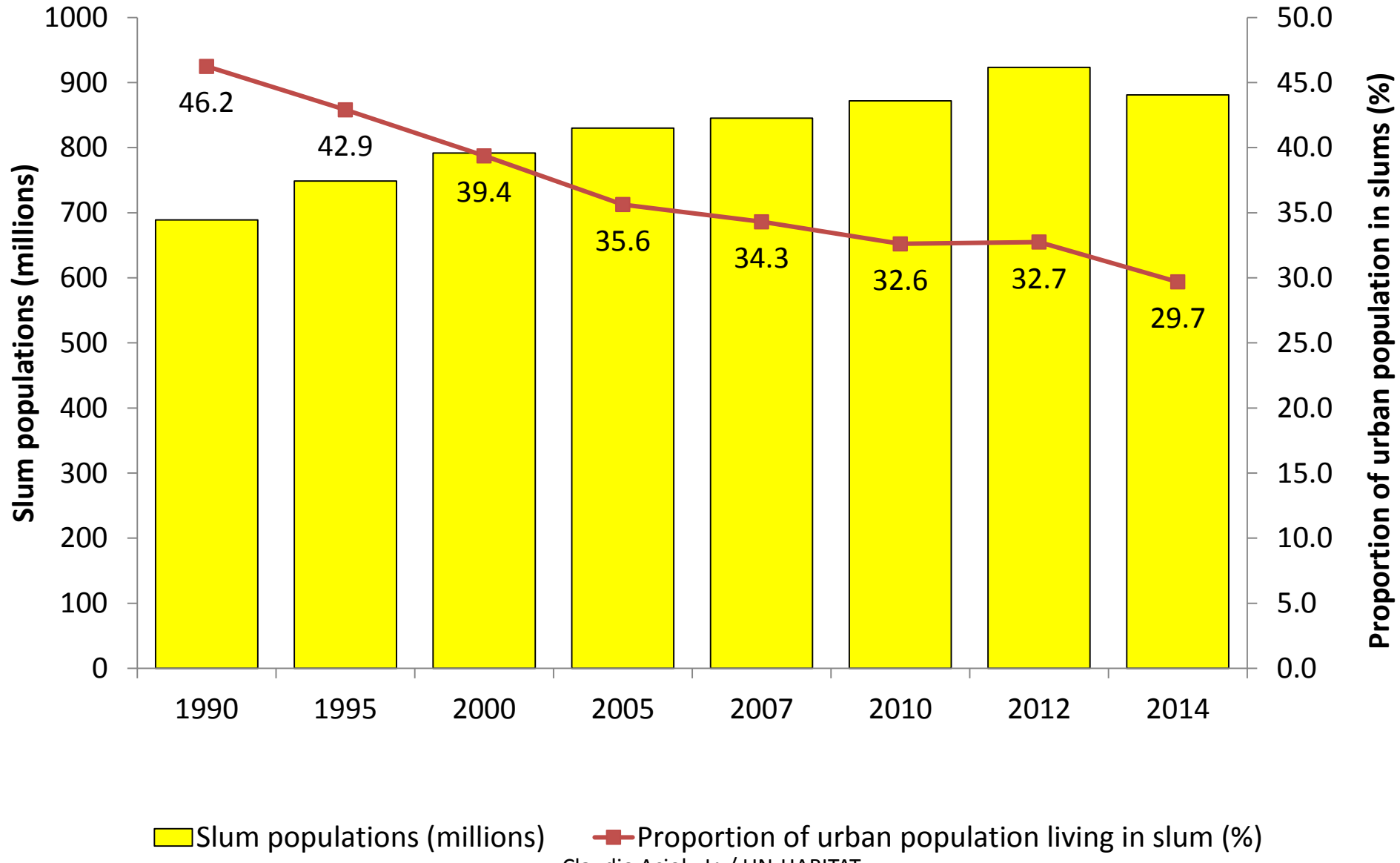

Claudio Acioly Jr. / UN-HABITAT

Claudio Acioly Jr. / UN-HABITAT

Caracas, Venezuela, 2008

Medellin, Venezuela



Claudio Acioly Jr. / UN-HABITAT

Matinha favela in Rio de janeiro. Claudio Acioly Jr. / UN-HABITAT

Guayaquil
Claudio Acioly Jr. / UN-HABITAT

Ahmedabad, India,

Claudio Acioly Jr. / UN-HABITAT

Claudio Acioly Jr. / UN-HABITAT

Dharavi, Mumbai, India

Claudio Acioly Jr. / UN-HABITAT

Claudio Acioly Jr. / UN-HABITAT

Claudio Acioly Jr. / UN-HABITAT

Kibera, Nairobi © UN Habitat, 2008.

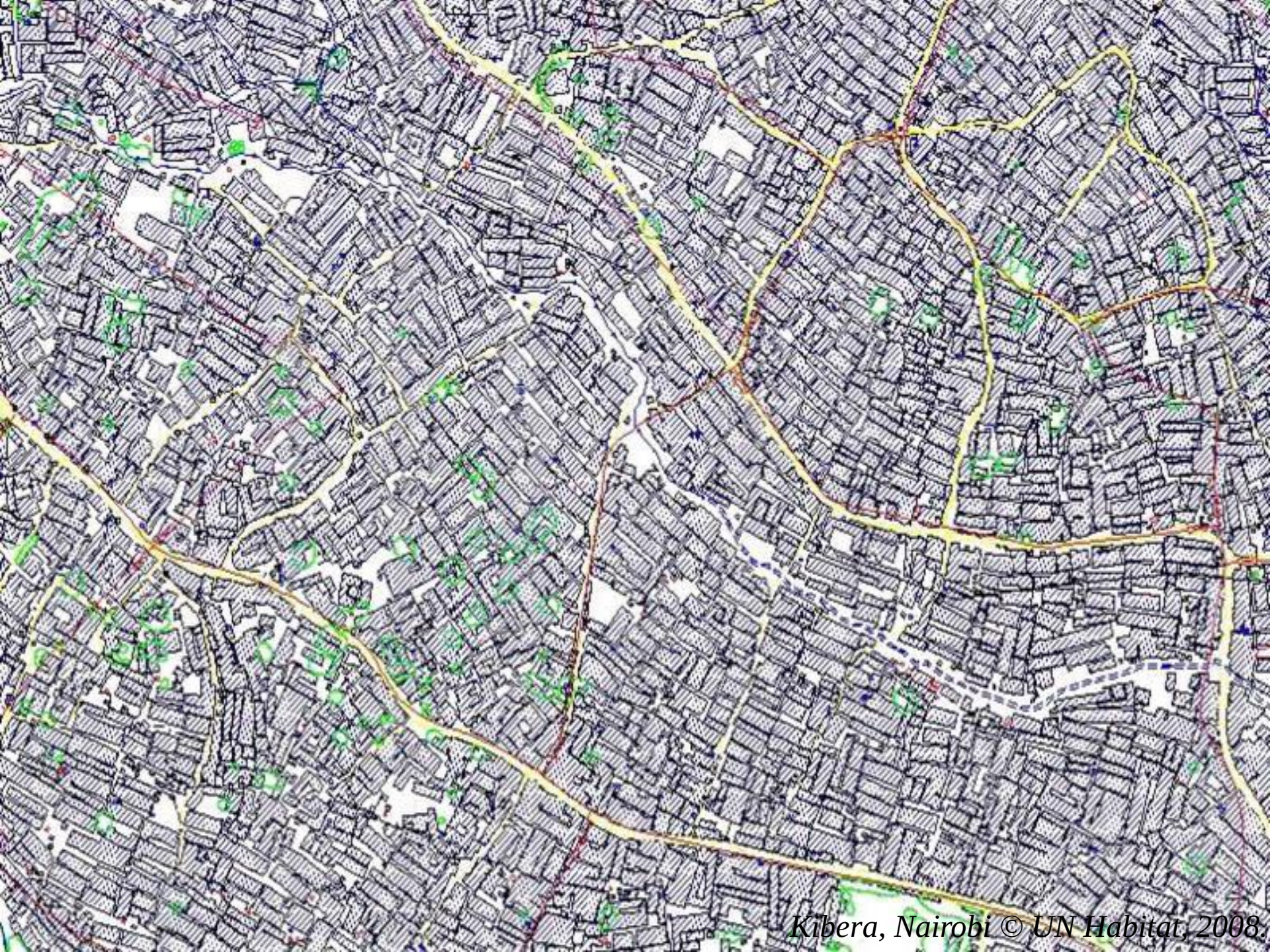

Kibera, Nairobi © UN Habitat, 2008.

Claudio Acioly Jr. / UN-HABITAT

AP

BABY SHOW

6a.

Slums and informal Urbanization in Asia and the Pacific:

Asian cities facing critical challenges of informal urbanization and persistence of slums with large parts of its populations living without basic urban services.

Slum Population

- Significant fraction of urban population in Asia-Pacific lives in slums.

Share of urban population living in slums (per cent) (2012)

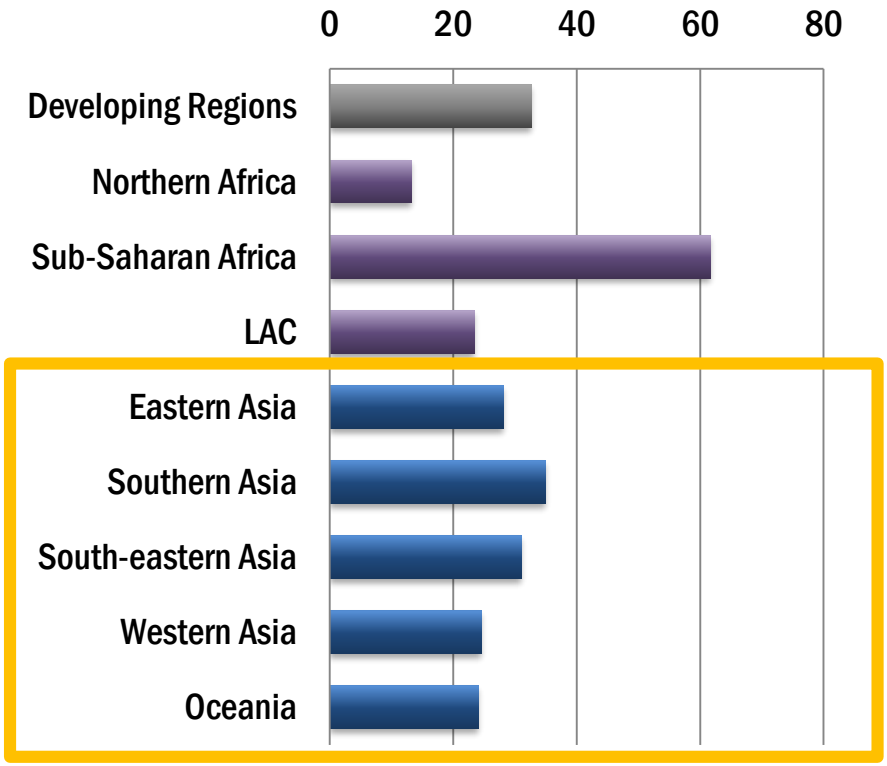

Source: State of the World's Cities 2012/2013 (UN HABITAT, 2013)

Source: Dharavi slums, India – the world's 2nd largest slum (Chineseprinter, Rediff Blogs, 2011)

Durable Housing

Proportion of Urban Population with Durable Housing (selected countries)

Country	Time Period	Proportion (%)
Bangladesh	2004	46
Cambodia	2005	44.1
India	2006	80.8
Indonesia	2007	88.6
Kazakhstan	1999	47.5
Nepal	2006	71.8
Pakistan	2006	87
Philippines	2003	74.1
Vietnam	2002	94.7

Source: UN Habitat Demographic and Health Surveys
Durable Housing: A house is considered "durable" if it is built on a non-hazardous location and has a structure permanent and adequate enough to protect its inhabitants from the extremes of climatic conditions, such as rain, heat, cold and humidity.

Sufficient Living Area

Proportion of Urban Population with Sufficient Living Area (selected countries)

Country	Time Period	Proportion (%)
Bangladesh	2004	68.2
Cambodia	2005	42.2
India	2006	62.7
Jordan	2007	77.3
Kyrgyzstan	1997	95.2
Nepal	2006	74.5
Pakistan	2006	46.0
Philippines	1998	71.9
Vietnam	2002	77.7

Source: UN Habitat Demographic and Health Surveys
Sufficient living area: A house is considered to provide a sufficient living area for the household members if not more than three people share the same habitable (minimum of four square meters) room.

Thank You